

# Build-A-Drive™

## AC Inverter Program



KBDA Series



KBAC Series



KBMK Series



KBMA Series

## ...It's Simple!

- Select the basic model
- Select the options
- KB installs the options and direct ships to your location
- Order from your local distributor



Automation and Control

**KB Electronics, Inc.**

Coral Springs, Florida 33065


[kbelectronics.com](http://kbelectronics.com) • [info@kbelectronics.com](mailto:info@kbelectronics.com)




Designed and  
Assembled in USA




# New AC Inverter Program Price Schedule

Photos	Max HP	AC Line Voltage	Phase	KB Part No.	Model Number	List Price	Options with Price Adders			
							On/Off AC Line Switch (S)	Class "A" (CE) RFI Filter (F)	Input/Output Multi-Function Module (I)	Liquidtight Fittings (L)
	1	115/230	1	9536	KBDA-24D G	385.00	22.40	29.10	111.50	31.95
				9537	KBDA-24D W	405.00				
	2	115/230	1	9543	KBDA-27D G	535.00	37.10	34.00	111.50	31.95
				9544	KBDA-27D W	555.00				
	3	230	1	10003	KBDA-29 (1P) G	555.00	37.10	NA	111.50	31.95
				10004	KBDA-29 (1P) W	570.00				
	1	230	3	9766	KBDA-24P G	380.00	37.10	64.65	111.50	31.95
				9767	KBDA-24P W	395.00				
	3, 2	230	3, 1	9545	KBDA-29 G	540.00	47.65	82.40	111.50	31.95
				9546	KBDA-29 W	555.00				
	1	460	3	9763	KBDA-42 G	440.00	37.10	64.65	111.50	31.95
				9764	KBDA-42 W	455.00				
	3	460	3	9659	KBDA-45 G	560.00	47.65	82.40	111.50	31.95
				9660	KBDA-45 W	575.00				
5	460	3	9661	KBDA-48 G	585.00	47.65	82.40	111.50	31.95	
			9662	KBDA-48 W	600.00					


KBDA Series NEMA 4X / IP 65 Digital Drives – (G = Gray Case, W = FDA Approved White Case)

Photos	Max HP	AC Line Voltage	Phase	KB Part No.	Model Number	List Price	Options with Price Adders				
							On/Off AC Line Switch (S)	Class "A" (CE) RFI Filter (F)	Liquidtight Fittings (L)	Signal Isolator w/ Auto Manual Switch (I)	Forward-Stop-Reverse Switch (R)
	1	115/230	1	9987	KBAC-24D G	340.00	22.40	29.10	31.95	79.55	23.45
				9988	KBAC-24D W	360.00					
	2	115/230	1	9520	KBAC-27D G	510.00	37.10	34.00	31.95	79.55	23.45
				9521	KBAC-27D W	530.00					
	3	230	1	10001	KBAC-29 (1P) G	540.00	37.10	NA	31.95	79.55	23.45
				10002	KBAC-29 (1P) W	560.00					
	3, 2	230	3, 1	9528	KBAC-29 G	515.00	47.65	82.40	31.95	79.55	23.45
				9529	KBAC-29 W	535.00					
	3	460	3	9530	KBAC-45 G	520.00	47.65	82.40	31.95	79.55	23.45
				9531	KBAC-45 W	540.00					
	5	460	3	9540	KBAC-48 G	535.00	47.65	82.40	31.95	79.55	23.45
				9541	KBAC-48 W	555.00					

KBAC Series NEMA 4X / IP 65 Hybrid Drives – (Suffix G = Gray Case, Suffix W = FDA Approved White Case, Suffix NS = Remove Start/Stop Switch and jumper Start to Com).

Photo	Max HP	AC Line Voltage	Phase	KB Part No.	Model Number	List Price	Options with Price Adders		
							On/Off AC Line Switch (S)	Class "A" (CE) RFI Filter (F)	Input/Output Multi-Function Module (I)
	1	115/230	1	9680	KBMK-24D	297.00	22.40	NA	111.50
				9681	KBMK-24DF	319.00			

KBMK Series NEMA 1 / IP 50 Digital Drives

Photo	Max HP	AC Line Voltage	Phase	KB Part No.	Model Number	List Price	Options with Price Adders	
							Forward-Stop-Reverse Switch (R)	Class "A" (CE) RFI Filter (F)
	1	115/230	1	9533	KBMA-24D	240.00	24.45	NA
				9534	KBMA-24DF	255.00		

KBMA Series NEMA 1 / IP-50 Hybrid Drives

Note: Prices for options include installation.

## Build-A-Drive

Example: Gray KBDA-27D with On/Off AC Line Switch, Input/Output Multi-Function Module and Liquidtight Fittings order:

**KBDA-27D (GSIL)**



Automation and Control

# Product Highlights

## KBDA Digital AC Drive with CSP™\*

Rugged Die-Cast Aluminum NEMA 4X / IP65 Enclosure with Hinged Cover

Horsepower 1/8 to 5 HP, Programmable

1Ø & 3Ø Input 115/230/460 VAC, 50/60 Hz

3Ø Output 230/460 VAC, 200% Starting Torque

Digital Display with LED Status Indicators FDA Approved Finish\*\*

GFCI Software allows the equipment to operate with Ground Fault Circuit Interruption

**Build-A-Drive Options:** On/Off AC Line Switch, Class "A" (CE) RFI Filter, Input/Output Multi-Function Module, Liquidtight Fittings

*\*CSP™ = Common Sense Programming. Parameters are organized into easy-to-understand intuitive groups. \*\*White case only.*



## KBAC Hybrid Drive™

A Digital AC Drive with Analog Interface

Rugged Die-Cast Aluminum NEMA 4X / IP65 Enclosure with Hinged Cover

Horsepower 1/8 to 5 HP, Jumper Selectable

1Ø & 3Ø Input 115/230/460 VAC, 50/60 Hz

3Ø Output 230/460 VAC, 200% Starting Torque

Diagnostic LED Status Indicators FDA Approved Finish\*

GFCI Software, with factory programming, allows the equipment to operate with Ground Fault Circuit Interruption

**Build-A-Drive Options:** On/Off AC Line Switch, Class "A" (CE) RFI Filter, Forward-Stop-Reverse Switch, Signal Isolator w/Auto-Manual Switch, Liquidtight Fittings

*\*White case only.*



## KBMK Digital AC Drive with CSP™\*

Rugged Aluminum NEMA 1 / IP40 Enclosure

Horsepower 1/8 to 1 HP, Programmable

1Ø Input 115/230 VAC, 50/60 Hz

3Ø Output 230 VAC, 200% Starting Torque

Digital Display with LED Status Indicators

GFCI Software allows the equipment to operate with Ground Fault Circuit Interruption

**Build-A-Drive Options:** On/Off AC Line Switch, Class "A" (CE) RFI Filter, Input/Output Multi-Function Module

*\*CSP™ = Common Sense Programming. Parameters are organized into easy-to-understand intuitive groups.*



## KBMA Hybrid Drive™

A Digital AC Drive with Analog Interface

Rugged Aluminum NEMA 1 / IP50 Enclosure

Horsepower 1/8 to 1 HP, Jumper Selectable

1Ø Input 115/230 VAC, 50/60 Hz

3Ø Output 230 VAC, 200% Starting Torque

Front Panel Power On/Off Switch

GFCI Software, with factory programming, allows the equipment to operate with Ground Fault Circuit Interruption

**Build-A-Drive Options:** Forward-Stop-Reverse Switch, Class "A" (CE) RFI Filter



**KB Electronics, Inc.**  
kbelectronics.com • info@kbelectronics.com

Automation and Control

# Build-A-Drive Options



**Input/Output  
Multi-Function Module (I)**



**Signal Isolator  
w/Auto Manual Switch (I)**



**Class "A" (CE)  
RFI Filter (F)**



**Forward-Stop-Reverse  
Switch (R)**



**On/Off AC Line  
Switch (S)**



**Liquidtight  
Fittings (L)**



**Remove Start/Stop  
Switch (NS)**

Example: Gray KBDA-27D with On/Off AC Line Switch, Input/Output Multi-Function Module and Liquidtight Fittings order: **KBDA-27D (GSIL)**

## Other AC Drives from KB



### KBVF Series

- Horsepower 1/10 to 5 HP
- 1ph & 3ph Input 115/230/460 VAC, 50/60 Hz
- 200% Starting Torque • IP20
- Power and Status Indicators



### KBWA Series

- Horsepower 1/8 to 1/2 HP
- 1Ø Input 115/230 VAC, 50/60 Hz
- 200% Starting Torque • IP20 or IP50
- Front Panel Power On/Off Switch



### KBDF Series

- Horsepower 1/8 to 5 HP, Programmable
- 1ph & 3ph Input 115/230/460 VAC, 50/60 Hz
- 200% Starting Torque • IP20
- Digital Display with LED Status Indicators



KB ELECTRONICS, INC.  
12095 NW 39th Street, Coral Springs, FL 33065-2516  
(954) 346-4900 • Fax (954) 346-3377 Outside Florida Call Toll Free (800) 221-6570  
info@kbelectronics.com • www.kbelectronics.com